

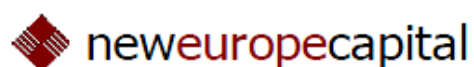
Reconstruction Capital II Ltd

("RC2" or the "Fund")

Quarterly Report



31 March 2017



New Europe Capital SRL
Str. Tudor Arghezi nr.21, et.6
Bucuresti - Sector 2
Tel +40 21 316 7680
bucharest@neweuropecapital.com

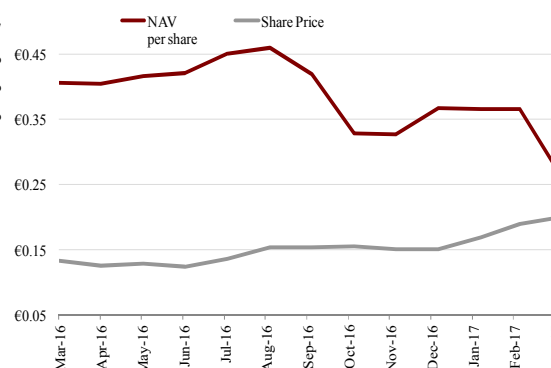
Statistics

NAV per share (€)	0.2603
Total NAV (€ m)	38.4
Share price (€)	0.2000
Mk Cap (€ m)	29.5
# of shares (m)	147.6
NAV/share since inception†	-54.05%
12-month NAV/share performance	-36.27%
NAV/share annualized Return*†	-6.68%
NAV/share annualized Volatility*†	17.80%
Best month (NAV/share)*†	13.98%
Worst month (NAV/share)*†	-28.27%
# of months up (NAV/share)*†	71
# of months down (NAV/share)*†	64
* since inception † assumes pro-rata participation in the 2008 share buy-back and the 2017 return of capital	

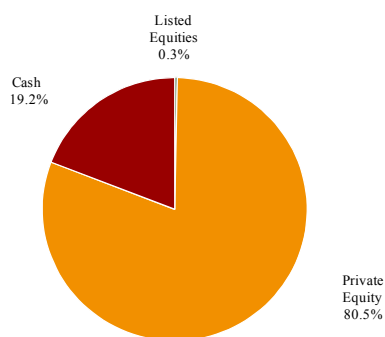
RC2 NAV returns

	2014	2015	2016	2017
Jan	-0.65%	-0.07%	8.03%	-0.26%
Feb	-0.34%	-0.34%	1.22%	-0.21%
Mar	2.94%	-0.70%	-0.66%	-28.75%
Apr	2.73%	0.93%	-0.49%	
May	2.70%	3.11%	3.09%	
Jun	0.28%	-0.38%	1.18%	
Jul	0.44%	3.24%	6.83%	
Aug	3.23%	-0.85%	2.11%	
Sep	0.01%	0.31%	-8.63%	
Oct	1.87%	-0.35%	-21.79%	
Nov	0.15%	3.17%	-0.24%	
Dec	0.73%	-8.47%	12.06%	
YTD	14.91%	-0.94%	-1.75%	-29.08%

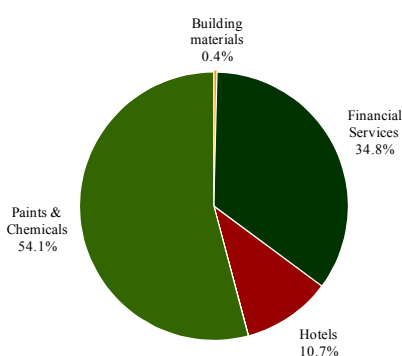
Share price / NAV per share (€)



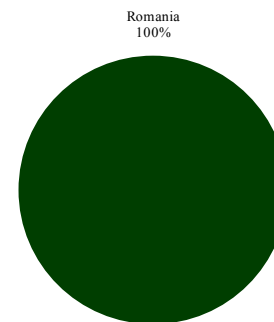
Portfolio Structure by Asset Class



Equity Portfolio Structure by Sector



Portfolio Structure by Geography



Message from the Adviser

Dear Shareholders

During the first quarter, RC2's total NAV fell by € 15.8m and its NAV per share fell by 29.1%, from € 0.3670 to € 0.2603, reflecting the return of capital to shareholders by means of an early redemption of €10.1m of B Class shares, as well as an accrual for the remaining € 6.9m which was paid out to the remaining B Class shareholders in April. Excluding the redemptions, the NAV would have increased by € 1.2m, reflecting the € 2.0m uplift from the sale of the Top Factoring Group, which was signed and booked in March, whilst the sale was actually completed in April.

RC2's wholly-owned subsidiary Glasro used € 2.8m of the exit proceeds to make an investment in Telecredit S.A., a Romanian non-banking financial institution that provides consumer loans to individuals. The acquisition was also completed in April and a description of Telecredit will be presented in the April monthly report.

The Policolor Group had a good first quarter, both in terms of sales and operating profitability, with operating revenues up 8.6% year-on-year, from € 11.6m to € 12.6m, whilst negative EBITDA of € -0.3m, was lower than the € -0.6m recorded over the same quarter of the previous year. In March, Policolor reached a settlement with the

former buyers of its main Bucharest real estate site by returning them their € 3m deposit plus € 0.7m of VAT, paving the way for Policolor to re-sell the plot to a third party. In order to fund the settlement, Policolor had to borrow € 2.2m from its 60% shareholder the Romanian Investment Fund Ltd, and another € 1.5m from RC2.

Mamaia Resort Hotels' results were slightly ahead of budget over the first quarter, but its operations are negligible over the winter months so the result is not particularly significant.

At the end of the quarter, the Fund had cash and cash equivalents of approximately € 7.4m and liabilities of € 8.7m, of which € 6.9m is related to the pending redemption of B Class shares and € 1.1m represents a shareholder loan from interests connected to Ion Florescu, which was used to advance monies to Policolor to finance the settlement with the former buyers of its land.

Yours truly,

New Europe Capital

Policolor Group

Background

RC2 has a 40.0% shareholding in Policolor, the parent company of the Policolor Group (“Policolor” or the “Group”), which operates along the following business lines: coatings (architectural, automotive and industrial), resins and specialty chemicals. The Romanian company Policolor SA and its 100%-owned Bulgarian subsidiary Orgachim AD form the largest producer of coatings in Romania and Bulgaria. The Group also includes Orgachim Resins, the leading supplier of resins in South East Europe, and Ruse Chemicals, a producer of anhydrides. All the Group companies are unlisted.

Group Financial results

(EUR '000)	2015*	2016**	2017B	1Q16**	1Q17**	1Q17B
Group Consolidated Income statement						
Sales revenues	56,935	58,985	63,869	11,592	12,524	12,321
Other operating revenues	356	88		8	70	73
Total operating revenues	57,291	59,073	63,869	11,600	12,594	12,394
Gross margin	19,807	20,531	24,175	3,651	3,986	4,148
Gross margin %	34.6%	34.7%	37.9%	31.5%	31.6%	33.5%
Total operating expenses	(59,378)	(61,389)	(63,387)	(13,029)	(13,756)	(13,898)
Operating profit	(2,087)	(2,316)	482	(1,429)	(1,162)	(1,504)
Operating margin	-3.6%	-3.9%	0.8%			
Recurring EBITDA	2,089	1,173	3,452	(608)	(248)	(612)
Non-recurring items	(286)	(223)	331	(8)	(70)	(17)
Total EBITDA	1,803	950	3,782	(616)	(318)	(629)
EBITDA margin	3.1%	1.6%	5.9%	-5.3%	-2.5%	-5.1%
Net extraordinary result - land sale	490	(397)	324	3,749		
Financial Profit/(Loss)	(1,147)	(595)	(1,000)	(179)	(331)	(254)
Profit before tax	(2,744)	(3,309)	(194)	2,141	(1,493)	(1,758)
Income tax	(31)	(263)	(579)			
Profit after tax	(2,775)	(3,572)	(773)	1,779	(1,493)	(1,758)
Avg exchange rate (RON/EUR)	4.44	4.49	4.50	4.49	4.52	4.50

Note: * IFRS audited, ** IFRS unaudited

Operations

The Group generated consolidated operating revenues of € 12.6m in the first quarter of 2017, slightly better than the budgeted € 12.4m and 8.6% above the first quarter of 2016. Overall, sales of paints and coatings grew by 8.7% year-on-year, whilst sales of resins were up 23.9%. Given the limited availability of raw materials during the quarter, the anhydrides division reduced its sales to third parties in order to prioritize the Group’s internal needs.

Due to the low sales of paints during the winter season, the Group generated a recurring EBITDA loss (net of revenues and expenses

allocated to the real estate division) of € -0.3m, significantly better than the loss of € -0.6m over same quarter of 2016, and the budgeted loss of € -0.6m. The EBITDA improvement is the combined result of an increase in sales at the paints and coatings divisions, and the postponement of certain marketing costs, whilst the operating profitability of the resins division was negatively affected by increased prices of raw materials.

Real Estate

In March, Policolor reached a settlement with the former buyers of its main Bucharest real estate site by returning them their € 3m deposit plus € 0.7m of VAT, enabling Policolor to re-sell the plot to a third party. In order to fund the settlement, Policolor had to borrow € 2.2m from its 60% shareholder the Romanian Investment Fund Ltd, and another € 1.5m from RC2.

Due to the settlement, the former buyers’ advance and contractual penalties which had already been booked by Policolor were reversed, resulting in a net extraordinary loss of € -0.4m in 2016 compared to an estimated profit of € 3.8m as presented in the December Quarterly Report.

Mamaia Resort Hotels



Background

Mamaia Resort Hotels SRL (the “Company”) is the owner and operator of the now re-branded ZENITH – Conference & Spa Hotel (the “Hotel”), which is located in Mamaia, Romania’s premium seaside resort next to the city of Constanta. In March 2008, RC2 acquired 63% of the Company, with the remaining 37% being owned by a Romanian private individual.

Financial results and operations

(EUR '000)	2015*	2016**	2017B	1Q16**	1Q17**	1Q17B
Income Statement						
Sales Revenues	2,331	2,244	2,561	29	53	48
Total Operating Revenues	2,349	2,336	2,751	32	59	77
Total Operating Expenses	(2,044)	(2,151)	(2,148)	(269)	(294)	(352)
Operating Profit	305	185	603	(237)	(235)	(275)
Operating margin	13.0%	7.9%	21.9%	neg.	neg.	neg.
EBITDA	484	355	783	(194)	(192)	(232)
EBITDA margin	20.6%	15.2%	28.5%	neg.	neg.	neg.
Profit after Tax	176	89	651	(243)	(255)	(288)
Net margin	7.5%	3.8%	23.7%	neg.	neg.	neg.
Avg exchange rate (RON/EUR)	4.44	4.49	4.50	4.49	4.52	4.50

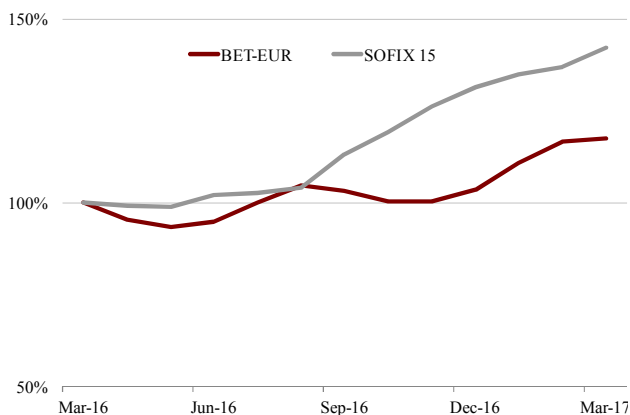
Note: *RAS (audited), **RAS (management accounts)

Although revenues over the first quarter are negligible due to the seasonality of the Hotel’s business, the Company’s financial performance was slightly better than budget in terms of profitability due to improved cost controls

From 2017, hotels have to pay a fixed tax based on their overall capacity (number of available rooms) instead of the usual corporate income tax rate of 16%. For the Company, this will mean an increase in its annual tax bill from € 20,000 in 2016 to approximately € 36,000. For revenues generated by activities not covered by the new law, namely the spa, beach area and other activities, the Company will continue to pay income tax at the 16% rate.

Capital Market Developments

BET-EUR and SOFIX-15: 1 year performance



Commentary

During the first quarter, the Romanian BET and the Bulgarian SOFIX 15 indices increased by 13.7% and 8.1%, respectively, all in euro terms. Over the same quarter, the MSCI Emerging Market Eastern Europe was down by 1.3%, whilst the MSCI Emerging Market, the FTSE100 and the S&P indices were up by 9.6%, 2.7% and 4.1%, respectively, all in euro terms.

Over the past year, the BET-EUR and SOFIX 15 indices were up by 17.6% and 42.1%, respectively, all in euro terms. By comparison, the MSCI Emerging Market Eastern Europe, the MSCI Emerging Market, the FTSE100 and the S&P indices gained 23.2%, 21.9%, 9.9% and 22.0%, respectively, all in euro terms.

Macroeconomic Overview

Overview

	RO	as of:	BG	as of:
GDP Growth (y-o-y)	5.6%	3M 17	3.4%	3M 17
Inflation (y-o-y)	0.2%	Mar-17	1.9%	Mar-17
Ind. prod. growth (y-o-y)	10.2%	Mar-17	6.0%	Mar-17
Trade balance (EUR bn)	-2.3	3M17	-0.7	3M17
y-o-y	18.5%		83.9%	
FDI (EUR bn)	1.1	3M17	-0.1	3M17
y-o-y change	-20.4%		n.m	
Total external debt/GDP	52.0%	Mar-17	70.3%	Feb-17
Reserves to short-term debt	186.6%	Mar-17	296.0%	Jan-17
Loans-to-deposits	81.2%	Mar-17	76.8%	Mar-17
Public sector debt-to-GDP	42.0%	Mar-17	27.1%	Mar-17

Commentary

Romania

Romania's first quarter GDP grew by 1.7% quarter-on-quarter and by 5.6% year-on-year, the highest growth in the EU. Detailed data on the sources of growth is not yet available. However, considering the recently adopted populist fiscal measures, such as an increase in pensions and salaries for certain categories of state employees as of February 2017, an increase in the minimum wage (+16%), and a decrease in the standard VAT rate from 20% to 19%, it is likely that private consumption was the key driver. However, industry also performed well in the first quarter, with industrial production increasing by 6.7% compared to the same quarter of the previous year.

Inflation stepped into positive territory in 2017 as prices increased by 0.2% year-on-year in March. The increase in prices was mainly driven by robust domestic demand and higher international commodities prices.

The Romanian leu fell 0.2% against the euro over the first quarter, triggered by the fiscal relaxation measures promoted by the ruling

Social Democratic Party (PSD). A weaker leu should help Romanian exports.

Romania achieved a budget surplus of € 0.3bn over the first quarter, equivalent to 0.2% of GDP, compared to a 0.4% surplus over the first quarter of 2016. Budgetary receipts increased by 7.1% year-on-year in RON terms, from € 12.4bn to € 13.2bn. VAT collections, which made up 21.8% of total budgetary receipts, fell by 9.1% year-on-year due to the reduction in the standard VAT rate mentioned above. Following an increase in social taxes related to higher salaries, receipts from social contributions, which account for 28.2% of total budgetary receipts (being the largest revenue item), increased by 14.8% year-on-year. Corporate profit taxes, which represent 6.4% of total receipts, fell by 3.6% year-on-year. Total budgetary expenses increased by 10.4% year-on-year in RON terms, from €11.7bn to € 12.8bn, with personnel and social expenditures, which account for 65.4% of total expenses, increasing by 12.4%. Public investments amounted to only € 0.2bn, a worrying 31.5% year-on-year decrease, in RON terms, compared to the prior year.

As domestic demand continued to grow, imports increased by 12.4% over the first quarter, whilst exports increased by 11.5%. Accordingly, the first quarter trade deficit of € 2.3bn was up 18.5% year-on-year. Due to the negative evolution of the trade deficit, the first quarter current account balance was negative by € -0.7bn (or the equivalent of 0.4% of GDP), compared to a deficit of € 0.3bn over the same quarter of 2016. FDI inflows amounted to € 1.1bn, down from € 1.4bn in the same quarter of 2016. Romania's total external debt was € 93.1bn at the end of March, which represents a 0.9% year-to-date increase and amounts to approximately 52% of GDP. Total public debt was € 63.6bn, or

38% of GDP, at the end of March, up 1.1% year-to-date. The increase was due to new issues of RON-denominated domestic debt of € 1.6bn in the first quarter.

Total domestic non-governmental credit (which excludes loans to financial institutions) amounted to € 49.0bn at the end of March, and was up 1.4% year-to-date in RON terms. Corporate loans increased by 1.4% year-to-date and accounted for 46.6% of the total loan stock at the end of March. Household loans increased by 1.7% year-to-date, mainly due to housing loans which grew by 1.9% year-on-year in RON terms. Consumer loans stood at € 11.5bn at the end of March, having increased by 0.6% over the quarter. The overall deposit base was € 60.35bn at the end of March, having increased by only 0.2% year-to-date, in RON terms. Household deposits increased by 1.2% year-to-date in RON terms, from € 36.2m to € 36.5m. The NPL ratio was 9.6% at the end of February, slightly up on the 9.5% recorded at the end of December 2016.

Bulgaria

Bulgaria's first quarter GDP grew by 3.4% year-on-year, and by 0.8% compared to the previous quarter. Due to increased domestic demand, Bulgaria recorded a 1.9% year-on-year increase in prices in March, compared to an inflation rate of 0.1% in December 2016. Consumption increased by 4.1% year-on-year.

Over the first quarter, Bulgaria achieved a budget surplus of € 0.5bn, or 1.1% of GDP, which compares to a 2.0% of GDP surplus achieved over the same period last year. Tax revenues fell

by 2.9%, from € 4.7bn to € 4.5bn, whilst total budgetary expenses increased by 8.4% from € 3.6bn to € 3.9bn. Gross external debt amounted to 70.3% of GDP, down from 73.1% at the end of 2016. Bulgaria's public sector debt fell by 2.4% year-to-date, from € 13.8bn to € 13.4bn, and amounted to 27.1% of GDP at the end of March, down from 29.1% at the end of 2016.

Bulgaria's trade balance worsened from a deficit of € -0.4bn in the first quarter of 2016 to a deficit of € -0.7bn in the same quarter of 2017, with exports increasing by 17.7% and imports increasing by 21.9% year-on-year. Helped by a € 0.5bn surplus from primary and secondary income and a € 0.2bn surplus from services, the current account balance was € 0.06bn in surplus, significantly lower than the € 0.2bn surplus achieved a year ago. FDI flows amounted to a negative € -0.1bn, compared to positive FDI inflows of € 0.2bn over the same quarter of 2016. The € -0.3bn fall was due to lower equity investments, which decreased from € 0.2bn to € 0.03bn, whilst intra-group loans shrank by € 0.1bn.

Total domestic non-governmental credit (which excludes loans to financial institutions) amounted to € 25.4bn at the end of March, and was up 1.3% year-to-date. Both corporate and household loans increased by 0.4% and 1.5%, respectively. NPLs accounted for 14.3% of the overall loan stock at the end of March, an increase from 14% at the end of 2016. The deposit base was flat at € 33.1bn at the end of March compared to the end of 2016.

At the end of March, the centre-right GERB party won the early parliamentary elections, beating the Socialist Party. GERB has formed a government with the support of three nationalist parties.

Important Information

This document, and the material contained therein, is intended to be for information purposes and it is not intended as a promotional material in any respect. In particular, this document is not intended as an offer or solicitation for the purchase or sale of any financial instrument including shares in Reconstruction Capital II Limited ("RC2" or the "Fund"). Any investment in RC2 must be based solely on the Admission Document of the Fund or other offering documents issued from time to time by the Fund, in accordance with applicable laws.

The material in this document is not intended to provide, and should not be relied on for accounting, legal or tax advice or investment recommendations. Potential investors are advised to independently review and obtain independent professional advice and draw their own conclusions regarding the economic benefit and risks of investment in the Fund and legal, regulatory, credit, tax and accounting aspects in relation to their particular circumstances. While every effort has been taken to ensure that the material in this document is accurate, current, complete and fit for its intended purpose no warranty is given as to its completeness or accuracy.

This document is only issued to and directed at persons of a kind to whom it may lawfully be communicated to.

The Fund's shares have not been and will not be registered under any securities laws of the United States of America or any of its territories or possessions or areas subject to its jurisdiction and, absent an exemption, may not be offered for sale or sold to nationals or residents thereof. The offering of shares in certain jurisdictions may be restricted and accordingly persons are required by the Fund to inform themselves of and observe any such restrictions.

No warranty is given, in whole or in part, regarding the performance of the Fund. There is no guarantee that its investment objectives will be achieved. Potential investors should be aware that past performance may not necessarily be repeated in the future. The price of shares and the income from them may fluctuate upwards or downwards and cannot be guaranteed.

This document is intended for the use of the addressee and recipient only and should not be relied upon by any other persons and may not be reproduced, redistributed, passed on or published, in whole or in part, for any purposes, without the prior written consent of New Europe Capital SRL.